



(I)(a) Statement showing Shareholding Pattern

<b>Name of the Company : GINNI FILAMENTS LIMITED</b>			
<b>Scrip Code, Name of the scrip, class of security : GINNIFILA - GINNI FILAMENTS LTD. - Equity Shares</b>			
<b>Quarter ended : 31st March, 2012</b>			
<b>Partly paid-up shares:-</b>	<b>No. of partly paid-up shares</b>	<b>As a % of total no. of partly paid-up shares</b>	<b>As a % of total no. of shares of the company</b>
Held by Promoter / promoter group	---	---	---
Held by public	---	---	---
<b>Total</b>	---	---	---
<b>Outstanding convertible securities :-</b>	<b>No. of outstanding securities</b>	<b>As a % of total no. of outstanding convertible securities</b>	<b>As a % of total no. of shares of the company, assuming full conversion of the convertible securities</b>
Held by Promoter / promoter group	---	---	---
Held by public	---	---	---
<b>Total</b>	---	---	---
<b>Warrants :-</b>	<b>No. of Warrants</b>	<b>As a % of total no. of Warrants</b>	<b>As a % of total no. of shares of the company, assuming full conversion of Warrants</b>
Held by Promoter / promoter group	---	---	---
Held by public	---	---	---
<b>Total</b>	---	---	---
<b>Total paid-up capital of the company, assuming full conversion of warrants and convertible securities</b>	70650065		



Category Code	Category of Shareholders	(III)	Total number of shares	Number of shares held in dematerialized form	Total shareholding as a percentage of total number of shares		Shares Pledged or otherwise encumbered	
					As a percentage of (A+B)	As a percentage of (A+B+C)	Number of Shares	As a percentage
(I)	(II)	(III)	(IV)	(V)	(VI)	(VII)	(VIII)	(IX)=(VIII) / (IV)*100
(A)	<b>Promoter and Promoter Group</b>							
(1)	<b>Indian</b>							
(a)	Individual / Hindu Undivided Family	10	43468726	43468726	61.53	61.53	17700000	40.72
(b)	Central Govt. / State Govt.(s)	---	---	---	---	---	---	---
(c)	Bodies Corporate	1	8715	8715	0.01	0.01	---	---
(d)	Financial Institutions / Banks	---	---	---	---	---	---	---
(e)	Any Other (specify)	---	---	---	---	---	---	---
	<b>Sub-Total (A)(1)</b>	11	43477441	43477441	61.54	61.54	17700000	40.71
(2)	<b>Foreign</b>							
(a)	Individual (Non-Resident Individuals / Foreign Individuals)	---	---	---	---	---	---	---
(b)	Bodies Corporate	---	---	---	---	---	---	---
(c)	Institutions	---	---	---	---	---	---	---
(d)	Any Other (specify)	---	---	---	---	---	---	---
	<b>Sub-Total (A)(2)</b>	---	---	---	---	---	---	---
	<b>Total Shareholding of Promoter and Promoter Group (A)=(A)(1)+(A)(2)</b>	11	43477441	43477441	61.54	61.54	17700000	40.71
(B)	<b>Public shareholding</b>						N.A.	N.A.
(1)	<b>Institutions</b>						N.A.	N.A.
(a)	Mutual Funds / UTI	10	11000	100	0.02	0.02	---	---
(b)	Financial Institutions / Banks	3	3201099	3201049	4.53	4.53	---	---
(c)	Central Government / State Government(s)	---	---	---	---	---	---	---
(d)	Venture Capital Funds	---	---	---	---	---	---	---
(e)	Insurance Companies	---	---	---	---	---	---	---
(f)	Foreign Institutional Investors	4	8510	---	0.01	0.01	---	---
(g)	Foreign Venture Capital Investors	---	---	---	---	---	---	---
(h)	Any Other (specify)	---	---	---	---	---	---	---
(1)	Foreign Financial Instt./ Banks	1	10	10	0.00	---	---	---
	<b>Sub-Total (B) (1)</b>	18	3220619	3201159	4.56	4.56	---	---
(2)	<b>Non-Institutions</b>						N.A.	N.A.
(a)	Bodies Corporate	420	2179283	2165843	3.08	3.08	---	---
(b)	Individuals -							
i.	Individual shareholders holding nominal share capital upto Rs. 1 lakh.	26648	11731748	10735372	16.61	16.61	---	---
ii.	Individual shareholders holding nominal share capital in excess of Rs. 1 lakh.	143	9017297	9017297	12.76	12.76	---	---
(c)	Any Other (specify)	---	---	---	---	---	---	---
i.	Trusts	1	1500	1500	0.00	---	---	---
ii.	Directors & their relatives	9	55120	55120	0.08	0.08	---	---
iii.	Non-Resident Indians	121	249051	248421	0.35	0.35	---	---
iv.	Clearing Members	14	17345	17345	0.02	0.02	---	---
v.	Hindu Undivided Families	524	700661	700661	0.99	0.99	---	---
	<b>Sub-Total (B) (2)</b>	27881	23952005	22941559	33.90	33.90	---	---
	<b>Total Public Shareholding (B)=(B)(1)+(B)(2)</b>	27899	27172624	26142718	38.46	38.46	N.A.	N.A.
	<b>TOTAL (A)+(B)</b>	27910	70650065	69620159	100.00	100.00	17700000	25.05
(C)	<b>Shares held by custodians and against which Depository Receipts have been issued</b>							
(1)	Promoter and Promoter Group	---	---	---	---	---	---	---
(2)	Public	---	---	---	---	---	---	---
	<b>GRAND TOTAL (A)+(B)+(C)</b>	27910	70650065	69620159	100.00	100.00	17700000	25.05



## (f) (b) Statement showing holding of securities (including shares, warrants, convertible securities) of persons belonging to the category "promoter and Promoter Group"


Sr. No.	Name of the Shareholders	Details of shares held		encumbered shares (*)			Details of Warrants		Details of convertible securities		Total shares (including underlying shares assuming full conversion of warrants and convertible securities) as a % of diluted share capital
		Details of shares held	As a % of grand total (A) + (B) + (C)	No.	As a percentage	As a % of grand total (A) + (B) + (C) of sub-clause (i) (a)	No. of warrants held	As a % total No. of warrants of the same class	No. of convertible securities held	As a % total No. of convertible securities of the same class	
1	DR. RAJARAM JAIPURIA	340733	0.48	---	---	---	---	---	---	---	---
2	SUNITHI DEVI JAIPURIA	21419294	30.32	7291700	34.04	10.32	---	---	---	---	---
3	SHISHIR JAIPURIA	2864276	4.05	2648300	92.46	3.75	---	---	---	---	---
4	SUNITA JAIPURIA	5875716	8.03	2550000	44.93	3.61	---	---	---	---	---
5	SHISHIR JAIPURIA KARTA HUF	1308286	1.85	---	---	---	---	---	---	---	---
6	SAKEY JAIPURIA	6136008	8.69	2650000	43.19	3.75	---	---	---	---	---
7	YASH JAIPURIA	5720847	8.10	2660000	44.75	3.62	---	---	---	---	---
8	SHARAD JAIPURIA	1700	0.00	---	---	---	---	---	---	---	---
9	SHARAD JAIPURIA KARTA HUF	1500	0.00	---	---	---	---	---	---	---	---
10	DR. RAJARAM JAIPURIA HUF	366	0.00	---	---	---	---	---	---	---	---
11	GINNI BIOTEX PVT. LTD.	8715	0.01	---	---	---	---	---	---	---	---
	<b>TOTAL</b>	<b>43477441</b>	<b>61.54</b>	<b>17700000.00</b>	<b>40.71</b>	<b>26.06</b>	<b>---</b>	<b>---</b>	<b>---</b>	<b>---</b>	<b>---</b>

## (f)(c)(i) Statement showing holding of securities (including shares, warrants, convertible securities) of persons belonging to the category "Public" and holding more than 1% of the total number of shares

Sr. No.	Name of the Shareholders	No. of shares held	Shares as a percentage of total number of shares (i.e., Grand Total (A)+(B)+(C) indicated in Statement at para (f) (a) above)	Details of Warrants		Details of Convertible securities		Total shares (including underlying shares assuming full conversion of warrants and convertible securities) as a % of diluted share capital		
				No. of Warrants held	As a % total No. of warrants of the same class	No. of convertible securities held	% w.r.t. total No. of convertible securities of the same class			
1	STATE BANK OF HYDERABAD	1980000	2.80	---	---	---	---	---	---	---
2	STATE BANK OF TRAVANCORE (AFS)	1221049	1.73	---	---	---	---	---	---	---
3	VINOD H. PUNWANI	4112600	5.82	---	---	---	---	---	---	---
	<b>TOTAL</b>	<b>7313649</b>	<b>10.35</b>	<b>---</b>	<b>---</b>	<b>---</b>	<b>---</b>	<b>---</b>	<b>---</b>	<b>---</b>

## (f)(c)(ii) Statement showing holding of securities (including shares, warrants, convertible securities) of persons (together with PAC) belonging to the category "Public" and holding more than 5% of the total number of shares of the company

Sr. No.	Name(s) of the shareholder(s) and the Persons Acting in Concert (PAC) with them	Number of shares	Shares as a percentage of total number of shares (i.e., Grand Total (A)+(B)+(C) indicated in Statement at para (f) (a) above)	Details of Warrants		Details of Convertible securities		Total shares (including underlying shares assuming full conversion of warrants and convertible securities) as a % of diluted share capital		
				No. of Warrants	As a % total No. of warrants of the same class	No. of convertible securities held	% w.r.t. total No. of convertible securities of the same class			
1	VINOD H. PUNWANI	4112600	5.82	---	---	---	---	---	---	---



(I)(d) Statement showing details of locked-in shares

Sr. No.	Name of the Shareholder	Number of Locked in Shares	Category of shareholders (Promoter/Public)	Shares as a percentage of total number of shares (i.e., Grand Total (A)+(B)+(C) indicated in statement at para (I)(a) above)
N I L				

(II)(a) Statement showing details of Depository Receipts (DRs)

Sr. No.	Type of outstanding DR (ADRs, GDRs, SDRs, etc.)	Number of outstanding DRs	Number of shares underlying outstanding DRs	Shares underlying outstanding DRs as a percentage of total number of shares (i.e., Grand Total (A)+(B)+(C) indicated in Statement at para (I)(a) above)
N I L				

(II)(b) Statement showing Holding of Depository Receipts (DRs), where underlying shares held by 'promoter / promoter group' are in excess of 1% of the total

Sr. No.	Name of the DR Holder	Type of outstanding DR (ADRs, GDRs, SDRs, etc.)	Number of shares underlying outstanding DRs	Shares underlying outstanding DRs as a percentage of total number of shares (i.e., Grand Total (A)+(B)+(C) indicated in Statement at para (I)(a) above)
N I L				

